




This is Ms. Susan from the Shorewood Public Library. Happy New Year! I hope you are ready for a fun project that will keep you excited all year. This will be your 2021 storybook and you will choose "one word" that will help you be your best self. Some people make a new year's resolution this time of year, but it sounds like a lot of work. You will just choose one word that describes something that you want more of in your life or something that makes you feel your best. Is there something you want to add to your life that would bring daily joy? Pick the word and live the word. You can ask other special people in your life to make a book of their own and share the joy together.

		<p>My word is Care. I will show how I can care for myself in the best possible way.</p>																														
<p>So many words...</p> <table border="0"> <tr> <td>Learn</td> <td>Jump</td> <td>Fearless</td> </tr> <tr> <td>Create</td> <td>Ride</td> <td>Try</td> </tr> <tr> <td>Calm</td> <td>Find</td> <td>Find</td> </tr> <tr> <td>Giving</td> <td>Meet</td> <td>Learn</td> </tr> <tr> <td>Caring</td> <td>Try</td> <td>Believe</td> </tr> <tr> <td>Appreciate</td> <td>Dance</td> <td>Build</td> </tr> <tr> <td>Read</td> <td>Love</td> <td>Red</td> </tr> <tr> <td>Dream</td> <td>Fun</td> <td>Forgive</td> </tr> <tr> <td>Play</td> <td>Cook</td> <td>Laugh</td> </tr> <tr> <td>Listen</td> <td>Breathe</td> <td>Move</td> </tr> </table>	Learn	Jump	Fearless	Create	Ride	Try	Calm	Find	Find	Giving	Meet	Learn	Caring	Try	Believe	Appreciate	Dance	Build	Read	Love	Red	Dream	Fun	Forgive	Play	Cook	Laugh	Listen	Breathe	Move		
Learn	Jump	Fearless																														
Create	Ride	Try																														
Calm	Find	Find																														
Giving	Meet	Learn																														
Caring	Try	Believe																														
Appreciate	Dance	Build																														
Read	Love	Red																														
Dream	Fun	Forgive																														
Play	Cook	Laugh																														
Listen	Breathe	Move																														

1-Fold one piece of paper into pages for your 2021 Word book. You can use a brown paper bag, cardboard, cardstock, or just another page of paper for the cover of your book. On the front cover, write the year 2021 or cut the numbers out from another source. Decorate the page with your favorite colors and designs. Use crayons, markers, pictures from old magazines or cards. Maybe you have some holiday wrapping paper or fabric to glue on the cover for a background. You can fold the cover over before stapling the pages inside to create a sturdier spine for your book. Take some time to choose your word by thinking about how you feel when you are at your best. Insert your word on the first page and decorate as you like.

2- Use the remaining pages to document your favorite examples of the word throughout the year with pictures or stories. You could even add pages to your book each month by stapling on more paper. Or you can use the pages to show what this word means to you or what it could bring to your life. Look for the story of "one word" on the internet to help you get clues to your word.

One year, one word, all good!

Ms. Susan